

Distributed by:

**UNCOVER THE POTENTIAL
OF ESTABLISHED LEADERS**

MAHINDRA MANULIFE LARGE CAP FUND

(Large Cap Fund - An open ended equity scheme predominantly investing in large cap stocks)



September 30, 2024

Why invest in this Scheme ?



Agile quality portfolio from India's Big 100 Companies*

*In terms of Full Market Capitalisation.



Exposure to the more stable half of the market

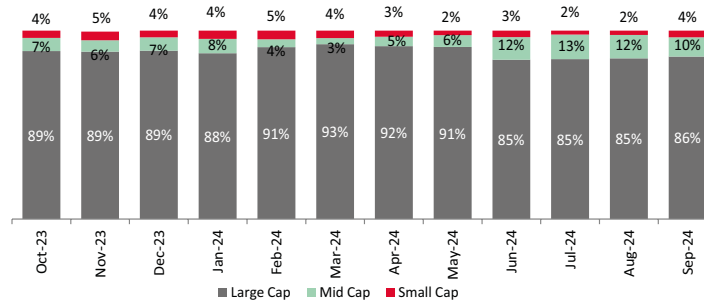


High conviction bottom up stock picking with a focus on alpha generation

Scheme Positioning

- A concentrated portfolio of market leaders and established businesses.
- A portfolio with measured exposure in other market caps for possible alpha generation.

12 Month Market Capitalization Trend (% to Equity Holdings)



As per the Market Capitalization data provided by AMFI (In line with the applicable SEBI guidelines)

Top 5 Sectors of the scheme (% to Net Assets)

Sector	MMLCF*	Nifty 100 TRI
Financial Services	29.89%	31.18%
Oil Gas & Consumable Fuels	12.42%	10.21%
Information Technology	11.03%	10.75%
Fast Moving Consumer Goods	10.45%	8.42%
Automobile And Auto Components	6.61%	7.67%

*Mahindra Manulife Large Cap Fund

Data as on September 30, 2024

Significant Portfolio changes of the Current Month

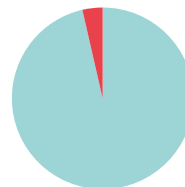
Fresh Additions	Complete Exits
Security	Security
Devyani International Limited	Indus Towers Limited
JK Cement Limited	-
Zomato Limited	-

Note: The companies/stock(s) referred above are only for the purpose of disclosure of significant portfolio changes during the month and should not be construed as recommendation to buy/sell/hold. The fund manager may or may not choose to hold these companies/stocks, from time to time. Investors are requested to consult their financial, tax and other advisors before taking any investment decision(s). Data as on September 30, 2024

Portfolio Update for the Month

- Key Overweight sectors/Industries include Oil & Gas, FMCG and Construction vs the Schemes' Benchmark.
- Key Underweight sectors /Industries include Metals & Mining, Finance and Telecom vs the Scheme's Benchmark.

Asset Allocation (%)



- 95.24% - Equity Holdings
- 4.76% - Cash & Other Receivables

Data as on September 30, 2024

Top 10 Equity Holdings (as on September 30, 2024)

Security	% to Net Assets
HDFC Bank Limited	9.04%
Reliance Industries Limited	7.41%
ICICI Bank Limited	6.74%
Infosys Limited	5.71%
Larsen & Toubro Limited	4.73%
Tata Consultancy Services Limited	3.94%
State Bank of India	3.78%
ITC Limited	3.47%
Axis Bank Limited	3.45%
Havells India Limited	2.94%
Total	51.21%

Portfolio Stats

Turnover Ratio (Last 1 year)	0.84
Standard Deviation	12.15%
Beta	0.91
Sharpe Ratio [#]	0.66
Jenson's Alpha	-0.0192

[#]Risk-free rate assumed to be 6.76% (MIBOR as on 30-09-24) - Source: www.mmda.org
Note: As per AMFI guidelines for factsheet, the ratios are calculated based on month rolling returns for last 3 years. Data as on September 30, 2024

Scheme Details

Investment Objective:

The investment objective of the Scheme is to provide long term capital appreciation & provide long-term growth opportunities by investing in a portfolio constituted of equity & equity related securities and derivatives predominantly in large cap companies. However, there can be no assurance that the investment objective of the Scheme will be achieved.

Fund Manager:

Ms. Fatema Pacha

Total Experience: 18 years | **Experience in managing this fund:** 3 years and 9 months (Managing since December 21, 2020)

Mr. Abhinav Khandelwal

Total Experience: 14 years | **Experience in managing this fund:** 2 Years and 7 months (Managing since March 1, 2022)

Date of allotment: March 15, 2019

Benchmark: Nifty 100 TRI

Option: IDCW (IDCW Option will have IDCW Reinvestment (D) & IDCW Payout facility) and Growth (D)

D-Default

Minimum Application Amount: Rs. 1,000 and in multiples of Re. 1/- thereafter

Minimum Additional Purchase Amount: Rs. 1,000 and in multiples of Re. 1/- thereafter

Minimum Weekly & Monthly SIP Amount: Rs 500 and in multiples of Re.1/- thereafter

Minimum Weekly & Monthly SIP installments: 6

Minimum Quarterly SIP Amount: Rs 1,500 and in multiples of Re. 1/- thereafter

Minimum Quarterly SIP installments: 4

Minimum Amount for Switch in: Rs. 1,000/- and in multiples of Re. 0.01/- thereafter.

Minimum Amount for Redemption / Switch-outs: Rs. 1,000/- or 100 units or account balance, whichever is lower in respect of each Option.

Monthly AAUM as on September 30, 2024 (Rs. in Cr.): 586.09

Quarterly AAUM as on September 30, 2024 (Rs. in Cr.): 559.51

Monthly AUM as on September 30, 2024 (Rs. in Cr.): 596.25

Entry Load: Not applicable

Exit Load: ● An Exit Load of 1% is payable if Units are redeemed / switched-out upto 3 months from the date of allotment;

● Nil if Units are redeemed / switched-out after 3 months from the date of allotment.

Scheme Performance (as on September 30, 2024)

Mahindra Manulife Large Cap Fund	CAGR Returns (%)				Value of Investment of ₹ 10,000*				NAV / Index Value (as on September 30, 2024)
	1 Year	3 Years	5 Years	Since Inception	1 Year (₹)	3 Years (₹)	5 Years (₹)	Since Inception	
Regular Plan - Growth Option	34.59	15.03	18.06	16.95	13,481	15,226	22,953	23,848	23.8482
Nifty 100 TRI [^]	38.59	15.93	19.57	17.71	13,884	15,586	24,466	24,716	36,486.84
BSE Sensex TRI ^{^^}	29.48	13.98	18.26	16.85	12,966	14,813	23,148	23,738	1,30,491.02

[^]Benchmark ^{^^}Additional Benchmark. CAGR - Compounded Annual Growth Rate. Inception/Allotment date: 15-Mar-2019. **Past performance may or may not be sustained in future and should not be used as a basis of comparison with other investments.** Since inception returns of the scheme is calculated on face value of Rs. 10 invested at inception. The performance details provided above are of Growth Option under Regular Plan. Different Plans i.e Regular Plan and Direct Plan under the scheme has different expense structure. Ms. Fatema Pacha is managing this scheme since December 21, 2020. Mr. Abhinav Khandelwal is managing this scheme since March 1, 2022. *Based on standard investment of Rs. 10,000 made at the beginning of the relevant period.

SIP Performance (as on September 30, 2024)

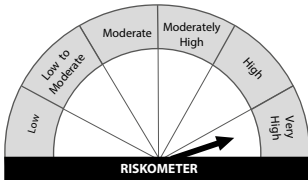
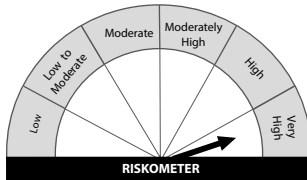
SIP Investment Period	Total Amount Invested (₹)	Regular Plan		Nifty 100 TRI [^]		BSE Sensex TRI ^{^^}	
		Market Value (₹)	CAGR Returns (%)	Market Value (₹)	CAGR Returns (%)	Market Value (₹)	CAGR Returns (%)
1 Year	1,20,000	1,41,933	35.60	1,43,727	38.65	1,39,417	31.36
3 Years	3,60,000	5,06,279	23.45	5,14,070	24.56	4,88,638	20.88
5 Years	6,00,000	10,31,160	21.81	10,59,733	22.95	10,02,399	20.65
Since Inception	6,60,000	11,73,818	20.94	12,07,174	21.98	11,42,485	19.94

[^]Benchmark ^{^^}Additional Benchmark. CAGR - Compounded Annual Growth Rate. Inception/Allotment date: 15-Mar-2019. **Past performance may or may not be sustained in future and should not be used as a basis of comparison with other investments.** Returns greater than 1 year period are compounded annualized. For SIP returns, monthly investment of equal amounts invested on the 1st business day of every month has been considered. CAGR Returns (%) are computed after accounting for the cash flow by using the XIRR method (investment internal rate of return).

Distributed by:

Disclaimer: Readers of this material should rely on information / data arising out of their own investigations and advised to seek independent professional advice and arrive at an informed decision before making any investments. Neither Mahindra Manulife Investment Management Private Limited nor Mahindra Manulife Trustee Private Limited, its directors or associates shall be liable for any damages that may arise from the use of the information contained herein.

Get in touch: Unit No. 204, 2nd Floor, Amity Building, Piramal Agastya Corporate Park, LBS Road, Kamani Junction, Kurla (W), Mumbai - 400 070.
Phone: +91-22-66327900, Fax: +91-22-66327932
Toll Free No.: 1800 419 6244 Website: www.mahindramanulife.com

Scheme Name	This Product is Suitable for investors who are seeking*	Scheme Riskometer	Scheme Benchmark	Benchmark Riskometer
Mahindra Manulife Large Cap Fund	<ul style="list-style-type: none"> Long term capital appreciation; Investment predominantly in equity and equity related securities including derivatives of large cap companies. 	 <p>Investors understand that their principal will be at very high risk</p>	Nifty 100 TRI	

*Investors should consult their financial advisers if in doubt about whether the product is suitable for them.

Mutual Fund investments are subject to market risks, read all scheme related documents carefully.

Performance of other schemes managed by the Fund Manager(s)

Scheme Name	Scheme Inception Date	Fund Manager(s)	Managing since	CAGR Returns (%)		
				1 yr	3 yrs	5 yrs
Mahindra Manulife ELSS Tax Saver Fund - Reg - Growth	18-Oct-16	Ms. Fatema Pacha	16-Oct-20	31.60	16.11	20.41
		Mr. Manish Lodha	21-Dec-20			
Nifty 500 TRI ^A				41.27	18.42	22.25
Mahindra Manulife Focused Fund - Reg - Growth	17-Nov-20	Mr. Krishna Sanghavi	Since inception	48.39	22.72	-
		Ms. Fatema Pacha	21-Dec-20			
Nifty 500 TRI ^A				41.27	18.42	-
Mahindra Manulife Multi Cap Fund - Reg - Growth	11-May-17	Mr. Manish Lodha	21-Dec-20	45.56	21.93	27.43
		Ms. Fatema Pacha	16-Oct-20			
Nifty 500 Multicap 50:25:25 TRI ^A				44.06	21.14	25.88
Mahindra Manulife Consumption Fund - Reg - Growth	13-Nov-18	Mr. Abhinav Khandelwal	1-Apr-22	48.96	22.81	20.56
		Ms. Fatema Pacha	21-Dec-20			
Nifty India Consumption TRI ^A				52.80	22.53	22.26
Mahindra Manulife Mid Cap Fund - Reg - Growth	30-Jan-18	Mr. Abhinav Khandelwal	1-Feb-22	53.41	27.23	30.06
		Mr. Manish Lodha	21-Dec-20			
Nifty Midcap 150 TRI ^A				47.90	26.12	31.42
Mahindra Manulife Aggressive Hybrid Fund - Reg - Growth	19-July-19	Ms. Fatema Pacha (Equity Portion)	16-Oct-20	37.40	17.70	21.11
		Mr. Manish Lodha (Equity Portion)	21-Dec-20			
		Mr. Rahul Pal (Debt Portion)	Since inception			
		Mr. Amit Garg (Debt Portion)	02-May-24			
CRISIL Hybrid 35+65 Aggressive Index ^A				28.52	13.61	16.80
Mahindra Manulife Large & Mid Cap Fund - Reg - Growth	30-Dec-19	Mr. Manish Lodha	21-Dec-20	38.29	19.43	-
		Mr. Abhinav Khandelwal	1-Feb-22			
NIFTY Large Midcap 250 TRI ^A				43.26	21.05	-
Mahindra Manulife Arbitrage Fund - Reg - Growth	24-Aug-20	Mr. Abhinav Khandelwal (Equity Portion)	1-Apr-22	5.94	4.72	-
		Mr. Manish Lodha (Equity Portion)	21-Dec-20			
		Mr. Rahul Pal (Debt Portion)	Since inception			
Nifty 50 Arbitrage Index ^A				7.05	6.09	-
Mahindra Manulife Flexi Cap Fund - Reg - Growth	23-Aug-21	Ms. Fatema Pacha	Since inception	36.04	18.10	-
		Mr. Manish Lodha				
Nifty 500 TRI ^A				41.27	18.42	-
Mahindra Manulife Balanced Advantage Fund - Reg - Growth	30-Dec-21	Mr. Manish Lodha (Equity Portion)	Since inception	27.53	-	-
		Ms. Fatema Pacha (Equity Portion)				
		Mr. Rahul Pal (Debt Portion)				
Nifty 50 Hybrid Composite Debt 50: 50 Index ^A				20.58	-	-
Mahindra Manulife Small Cap Fund - Reg - Growth	12-Dec-22	Mr. Abhinav Khandelwal	Since inception	59.14	-	-
		Mr. Manish Lodha				
BSE 250 Small Cap TRI ^A				48.94	-	-

^ABenchmark CAGR - Compounded Annual Growth Rate.

Past performance may or may not be sustained in future and should not be used as a basis of comparison with other investments. The performance details provided above are of Growth Option under Regular Plan. Different Plans i.e Regular Plan and Direct Plan under the scheme has different expense structure. Mr. Abhinav Khandelwal manages 6 schemes and Ms. Fatema Pacha manages 8 schemes of Mahindra Manulife Mutual Fund. The performance data for the schemes which have not completed one year has not been provided.

Performance as on September 30, 2024.

Disclaimer : Readers of this material should rely on information / data arising out of their own investigations and advised to seek independent professional advice and arrive at an informed decision before making any investments. Neither Mahindra Manulife Investment Management Private Limited nor Mahindra Manulife Trustee Private Limited, its directors or associates shall be liable for any damages that may arise from the use of the information contained herein.

Get in Touch: Unit No. 204, 2nd Floor, Amity Building, Piramal Agastya Corporate Park, LBS Road, Kamani Junction, Kurla (W), Mumbai - 400 070.

Phone: +91-22-66327900, Fax: +91-22-66327932, Toll Free No: 1800 419 6244 Website: www.mahindramanulife.com

Mutual Fund investments are subject to market risks, read all scheme related documents carefully.